






Unit 1 Self Assessment

Put a check in the box that tells how you do each skill.

Skills	 I can do this by myself. I can explain how to do this.	 I can do this by myself.	 I can do this with help.
① Count objects carefully.			
② Write how many objects.			
③ Tell which number is larger.			
④ Use a number line to count.			
⑤ Solve number stories.			
⑥ Use a number grid to count.			




Unit 1 Assessment

① Count. Fill in the missing numbers.

8, _____, 10, _____, _____, 13, _____, _____

②



How many spotted dogs are there?

_____ spotted dogs

How many dogs are there in all?

_____ dogs

③ Circle the winner of this round of *Top-It*.

12

10



How can the number line help you find the winner?

Unit 1 Assessment (continued)

- ④ Anya has 3 red beads.
Maya has 2 white beads.
How many beads do they have in all?

_____ beads

- ⑤ Sid had 10 pennies.
He lost 4 pennies.
How many pennies does Sid have now?

_____ pennies

- ⑥ Fill in the totals.

How We Got to School Today		
	Tallies	Total
Car	### /	
Bus	### ### //	
Walk	### //	

How many children rode the bus to school today?

_____ children


What does each / stand for in the tally chart?



- ⑦ Start at 5. Count up 3 hops. Where do you land? _____
- ⑧ Start at 12. Count back 4 hops. Where do you land? _____



Unit 1 Challenge



- ① Write a number story for something you see in this picture.
Solve your number story.

- ② Write another number story for something you see in this picture.
Solve your number story.
