



Unit 8 Assessment

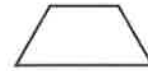
① Draw a 3-sided shape.

② Draw a 4-sided shape with 4 right angles.

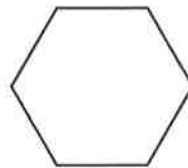
What is the name of your shape?

What is the name of your shape?

③ Circle the shapes that have parallel sides.



④ Describe the shape below. Use the words *sides* and *angles*. Then write the name of the shape.




Shape name: _____

**Unit 8 Assessment** (continued)

- ⑤ Your teacher will give you a shape. Describe the shape and write its name.

- ⑥ Partition the rectangle into 2 rows with 2 same-size squares in each row.



How many squares did you draw? _____


**Unit 8 Assessment** (continued)

- ⑦ Allen set up 4 rows of chairs with 3 chairs in each row.
- a. Draw an array to show how Allen set up the chairs.
- b. How many chairs did Allen set up? _____ chairs
- c. Write a number model for the array.
-



Unit 8 Challenge

①



How many rows of squares are on the rectangle? _____

How many squares are in each row? _____

How many squares are there in all? _____

- ② A store clerk had 20 boxes of cereal to put on display. She arranged them in rows. She put 4 in each row.

a. Draw the rows of cereal boxes.

b. How many rows were in the display? _____ rows

c. Write an addition number model for the array.
